

→ 2 1/2 5 1/2

Card base 4 1/4 X 11

Scored and folded at — 2 1/2 & 5 1/2

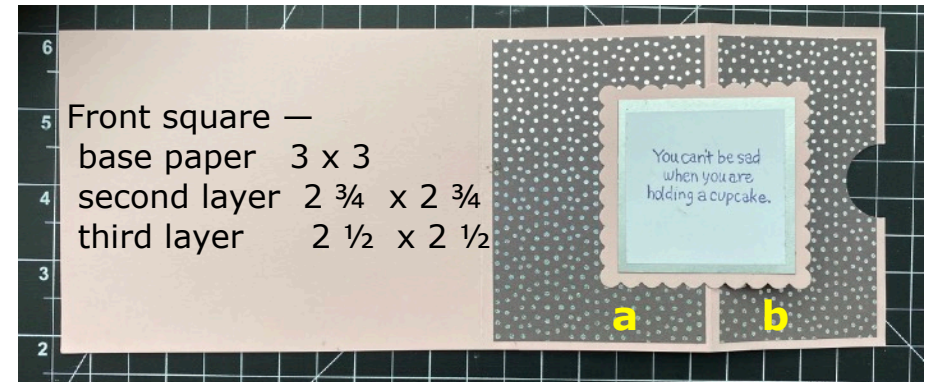
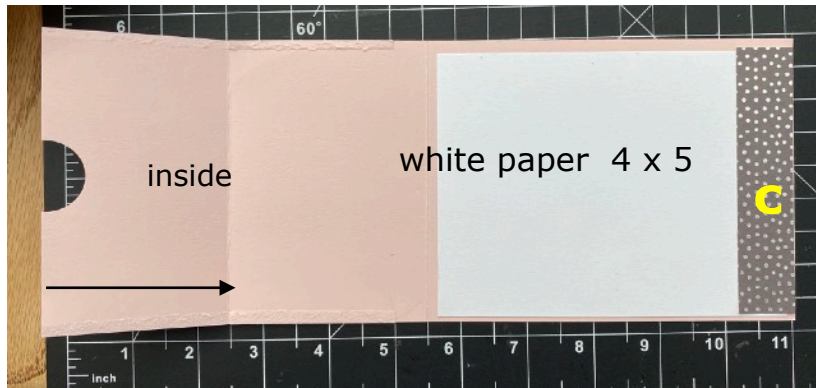
Pattern paper 4 x 5

Cut into — **a** 2 3/4 x 4

b 2 1/4 x 4

c 1 x 4

glue each one on the card base




Front square —

base paper 3 x 3

second layer 2 3/4 x 2 3/4

third layer 2 1/2 x 2 1/2

You can't be sad
when you are
holding a cupcake.



Square—Glue only the left half

Capital Calligraphers May meeting

Judy Hickman's card

glue both side of A and
make card folder